



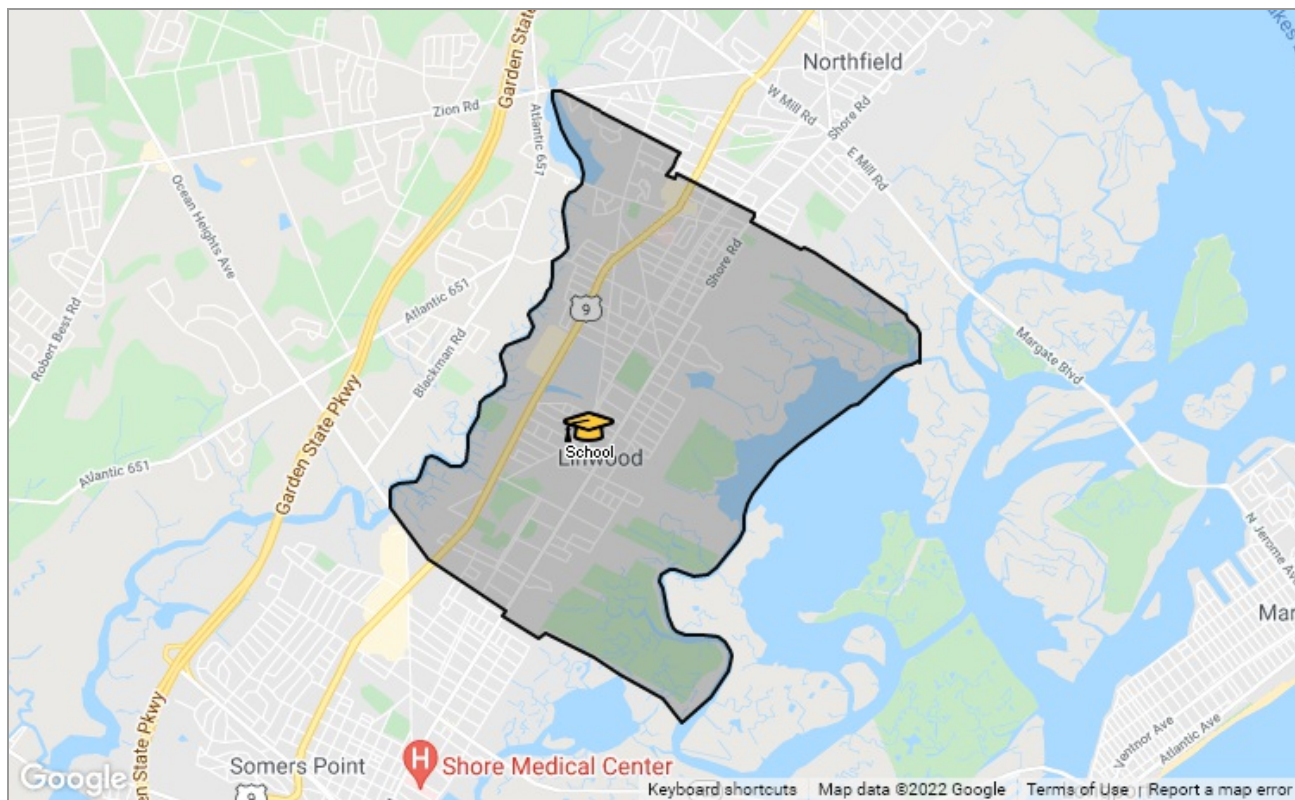
RPR

REALTORS
PROPERTY
RESOURCE

SCHOOL REPORT

Belhaven Middle School

Linwood, New Jersey



Presented by

Matthew Haviland | REALTOR®



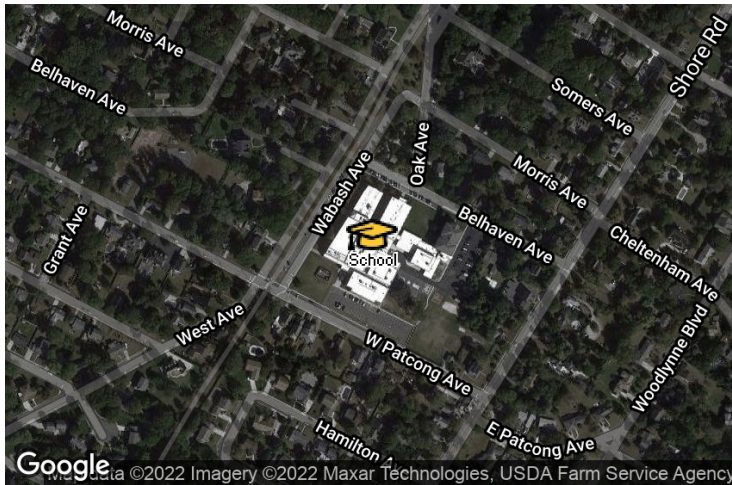
Mobile: (609) 338-3773 | Fax: (609) 484-9808

Main: matt@SJhouses.com

KELLER WILLIAMS REALTY ATLANTIC SHORE
802 Tilton Rd
Suite 202
Northfield, NJ 08225



School: Belhaven Middle School



School Details

Name
Belhaven Middle School

Level
Elementary, Middle

Type
Public

Grades Served
5-8

School District
Linwood City School District

Address
51 Belhaven Ave,
Linwood, NJ 08221

Phone
(609) 926-6700

School Facts

Belhaven Middle School

Linwood City School District

Overall Grade

A

A

Total Enrollment

383

822

Students per Teacher

11:1

11:1

Students in Free Lunch Program

13%

7%

Academic Grade

A

A

Average GPA

—

—

Math Proficiency

65%

68%

Reading Proficiency

83%

81%

Gifted Students

15%

—

AP Enrollments

—

—

Graduation Rate

—

—

Average ACT Score

—

—

Average SAT Score

—

—

Teacher Grade

A+

A

Average Teacher Salary

\$73,953

\$73,953

Teachers in 1st or 2nd Year

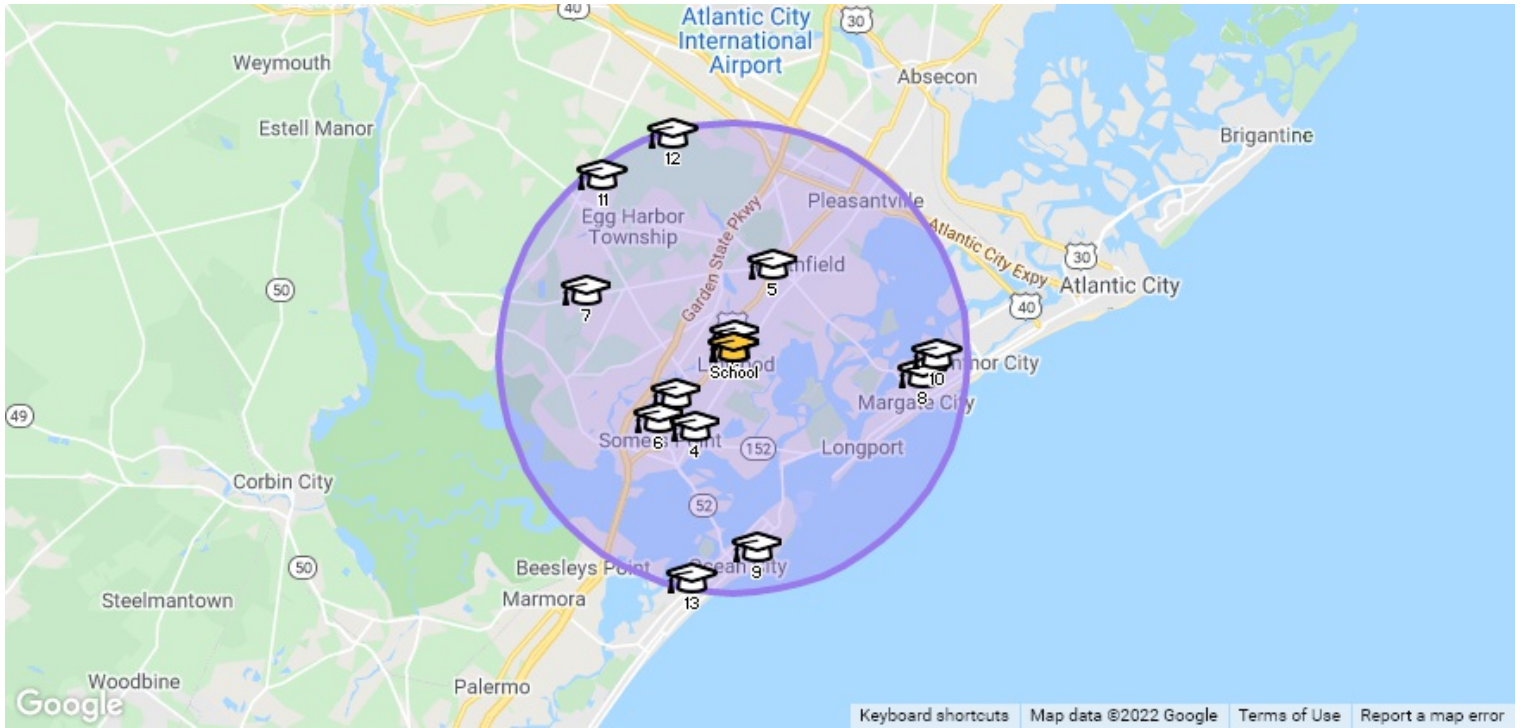
5%










3%

About this data: Facts and proficiency scores are provided by Niche, which compiles scores, community reviews and other data about schools across the United States. Ratings for this school are based on the most recent available facts for each school and district. Data compiled from the U.S. Department of Education, Private School Universe Survey, Common Core Data and others.











Source: Niche Update Frequency: Quarterly

Nearby Schools (within 5 miles)


 This School
 Other Schools

	Name	Level	Type	Grade	Students per Teacher	Total Students	Average School Rating	District
	Belhaven Middle School	Elementary, Middle	Public	5-8	11	383	A	Linwood City School District
 1	Belhaven Middle School	Elementary, Middle	Public	5-8	11	383	A	Linwood City School District
 2	Mainland Regional High School	High	Public	9-12	11	1,239	A	Linwood City School District
 3	ChARTer TECH High School for the Performing Arts	High	Public	9-12	9	375	C+	Somers Point School District
 4	Saint Joseph Regional School	Elementary, Middle	Private	PK, K-8	18	479		Somers Point School District
 5	Northfield Community Middle School	Elementary, Middle	Public	5-8	11	427	B-	Northfield City School District
 6	Jordan Road Elementary School	Elementary, Middle	Public	4-8	10	441	C	Somers Point School District
 7	Atlantic Christian School	Elementary, Middle, High	Private	PK, K-12	7	564	A-	Egg Harbor Township School District
 8	Eugene A. Tighe Middle School	Elementary, Middle	Public	5-8	8	184	A	Margate City School District



	Name	Level	Type	Grade	Students per Teacher	Total Students	Average School Rating	District
 9	Ocean City High School	High	Public	9-12	13	1,245		Ocean City School District
 10	Ventnor Middle School	Elementary, Middle	Public	5-8	8	271		Ventnor City School District
 11	Egg Harbor Township High School	High	Public	9-12	12	2,385		Egg Harbor Township School District
 12	Fernwood Avenue Middle School	Elementary, Middle	Public	6-8	12	911		Egg Harbor Township School District
 13	Ocean City Intermediate School	Elementary, Middle	Public	4-8	11	524		Ocean City School District

About RPR (Realtors Property Resource)

- Realtors Property Resource® is a wholly owned subsidiary of the National Association REALTORS®.
- RPR offers comprehensive data – including a nationwide database of 164 million properties – as well as powerful analytics and dynamic reports exclusively for members of the NAR.
- RPR's focus is giving residential and commercial real estate practitioners, brokers, and MLS and Association staff the tools they need to serve their clients.
- This report has been provided to you by a member of the NAR.



About RPR's Data

RPR generates and compiles real estate and other data from a vast array of sources. The data contained in your report includes some or all of the following:

- **Listing data** from our partner MLSs and CIEs, and related calculations, like estimated value for a property or median sales price for a local market.
- **Public records data** including tax, assessment, and deed information. Foreclosure and distressed data from public records.
- **Market conditions and forecasts** based on listing and public records data.
- **Census and employment data** from the U.S. Census and the U.S. Bureau of Labor Statistics.
- **Demographics and trends data** from Esri. The data in commercial and economic reports includes Tapestry Segmentation, which classifies U.S. residential neighborhoods into unique market segments based on socioeconomic and demographic characteristics.
- **Business data** including consumer expenditures, commercial market potential, retail marketplace, SIC and NAICS business information, and banking potential data from Esri.
- **School data and reviews** from Niche.
- **Specialty data sets** such as walkability scores, traffic counts and flood zones.



Update Frequency

- Listings and public records data are updated on a continuous basis.
- Charts and statistics calculated from listing and public records data are refreshed monthly.
- Other data sets range from daily to annual updates.

Learn more

For more information about RPR, please visit RPR's public website: <https://blog.narrpr.com>

